

# Adventure World Playsets

THE WAY TO PLAY.



Catalog Vol. 24

Fontana Outdoors LLC 1901 Horseshoe Pike Annville, PA 17003 717-867-2244 FAX 717-867-1790

# THANK YOU FOR YOUR INTEREST IN *Adventure World Playsets*

## OUR VISION

*To be the premier playset crafter today and tomorrow.*

## OUR MISSION

*To act with integrity in all we do to create the safest play and best entertainment experiences that grown-ups trust and children love.*

## OUR PURPOSE

*To create unforgettable childhood memories.*

*Our swing sets are proudly made and manufactured in the USA.*



# CONTENT

Thank You! .....	Inside Front Cover
Our Guarantee/Warranty .....	2
Safety and Quality Features .....	3
Package Overview .....	4
Our Packages.....	5-35
Just for Grown-ups (Seating) .....	36-37
Design Your Playset Online .....	38
Customize Your Playset:	
STEP 1 - Choose Your Tower Unit .....	39-41
STEP 2 - Choose Your Colors .....	42-43
STEP 3 - Choose Your Roof.....	44-45
STEP 4 - Choose Your Accesses .....	46-47
STEP 5 - Choose Your Connectors .....	48-49
STEP 6 - Choose Your Swing Beam .....	50-51
STEP 7 - Choose Your Swings .....	52-53
STEP 8 - Choose Your Slides .....	54-55
STEP 9 - Choose Your Accessories .....	56-57
Choose Your Free Item .....	57
Our Customers .....	58
Frequently Asked Questions.....	59-60
Rubber Mulch, Mats & Curbing .....	61-63
Parts Dimensions .....	64



# OUR GUARANTEE/WARRANTY

*As parents ourselves, we wanted a warranty that is simple, easy to understand, and protects the purchaser. We felt our warranty should reflect our confidence in the high-quality swing set that we offer. That is why we came up with our industry leading warranty.*



**Warranty protection from date of original purchase.**

**Residential warranty only**

## 1 YEAR

*No questions asked! If anything on your swing set breaks, fades, or affects the integrity of the swing set, we will send a crew out (within 200 miles of any of our warehouses) to fix the issue.*

*The only exception is willful damage, normal wear and tear, or an act of God.*

## 5 YEAR

*Your swings, slides and accessories are guaranteed against manufacturer defects.*

*We will send the part to the closest dealer in your area. If you don't live close to a dealer, pay for the shipping, and the part will arrive at your house.*

## 20 YEAR

*Your swing set frame comes with a solid guarantee against manufacturer defects, providing you with peace of mind. We will send the part to your closest dealer. If you don't live close to a dealer, pay for the shipping, and the part will arrive at your house.*

2

*If you are located farther than 200 miles from our closest warehouse, we will ship the part to the closest dealer or directly to your house.*



# THE SAFE WAY TO PLAY

Adventure World Playsets are made in the USA and constructed following the highest standards. The following quality and safety features are standard at no extra cost on all of our playsets.


**Vinyl covering means children can hold tight without getting splinters!**

## SAFETY

- Vinyl creates a safe, smooth surface that is splinter-free without surface cracks, checks or knotty appearance.
- Entrance ladders come standard with non-slip steps and safety rails.
- Rubber-coated swing chains provide a soft, pinch-free grip.
- Wood-grain texture on decking and rock walls increases traction.
- No shortcuts by using exposed wood on decking underside that risks splinters and cuts from cracks in wood; our play sets feature vinyl covering throughout.
- Heavy-duty swing hangers feature spring clip for easy height adjustment and swing change.
- Two ground anchors included with each swing beam.
- No overhead climbers with swings attached.

## QUALITY

- Use of pressure-treated lumber (rather than untreated wood which is susceptible to rotting in a few years) covered with vinyl combines the strength of wood with the easy care of vinyl.
- Vinyl covering also resists wood boring insects and bees.
- Use of heavy-duty walled vinyl adds strength, is fade resistant and is easy to clean; occasional rinsing is all you need to keep your play set looking great.
- Powder-coated brackets resist peeling and rusting.
- Stainless steel bolts and chains will not rust.
- Heavy-duty corner construction is through-bolted with two steel angles; we do not use wood lags, which connect by being driven only half way into the beams.
- Long-lasting poly-lumber roofs – instead of canvas – resist high winds.
- Durable structural parts and sturdy construction create stable playsets that won't tip in high winds or as children swing.



# OUR PACKAGES

*A quick look at all our sets.  
There's something here for  
everyone!*

## ★ Adventure Gym **Page 8**

*The Adventure Gym package features four dynamic playsets. From soaring through the air on swings to thrilling descents down exhilarating slides, every moment is an opportunity for playtime magic.*

## ★ Busy Basecamp **Page 9**

*Prepare for a trio of playsets that redefine outdoor fun! The Busy Basecamp package includes three spectacular playsets, each boasting a climbing wall, a thrilling slide, and an array of swings.*

## ★ Discovery Depot **Page 15**

*The Discovery Depot package features five extraordinary playsets, each offering a grand expanse of play possibilities. With multiple slides, fun bridges, challenging climbing walls, and expansive swing sets, every moment becomes an opportunity for adventure and exploration.*

## ★ Fantasy Fortress **Page 21**

*Featuring four magnificent playsets that stand tall like medieval castles. These towering designs offer ceilings, slides, climbing walls, and swings, creating a play experience that feels like a journey into a magical fortress.*



# OUR PACKAGES

## ★ Frolic Zone

Page 24

*Introducing the Frolic Zone Swing Sets, where laughter takes flight and childhood dreams soar. These delightful playsets redefine outdoor fun, combining the timeless joy of swings with a charming side of adventure.*

## ★ Giggle Junction

Page 26

*This extraordinary collection of playsets brings together swings, hammocks, and slides in a grand celebration of childhood fun. With three distinct playset, Giggle Junction promises boundless joy and excitement for every child.*

## ★ Happy Hideout

Page 28

*Where each playset is a whimsical abode for childhood dreams to come alive. With four unique playsets, all featuring charming little houses, swings, and slides. Happy Hideout invites children to explore, imagine, and play.*

## ★ Imagination Station Page 32

*This colossal masterpiece stands as the largest in the catalog, a sprawling wonderland of excitement and creativity. With multiple slides, swings, bridges, ladders, and more, the Imagination Station is a true testament to the limitless potential of play.*

## ★ Jolly Jamboree

Page 34

*Step into a world of boundless imagination with the Jolly Jamboree Playset, a true marvel among playsets. This colossal wonderland is designed to spark joy and adventure in the hearts of children of all ages.*

## ★ Just for Grown-ups

Page 36

*Introducing a special corner just for the young-at-heart adults in our lives, where leisure meets laughter and memories are made. This exclusive section offers two delightful additions designed with grown-ups in mind - the Fun Love Seat Swing and the Picnic Table.*

## ★ Rubber Mats, Mulch & Curbing Page 61

*In the quest to create the perfect play space, safety and aesthetics go hand in hand. In this dedicated section, we present a curated selection of essentials - Rubber Mats, Mulch, and Curbing - designed to enhance the safety, comfort, and visual appeal of your play area.*



# THE ACTIVE WAY TO PLAY



*According to the Centers for Disease Control and Prevention, children should aim for one hour or more of physical activity per day. Playing on play sets gets kids' hearts pumping and strengthens muscles and bones.*

## LET THE ADVENTURE BEGIN!

# BUILD YOUR ADVENTURE



## OUR PACKAGES

On the following pages, you'll find photos and dimensions of each tower as part of pre-created packages. Packages reflect each available tower size — single, double and triple towers with single or multiple level decks of varying dimensions.

## CUSTOMIZE YOUR PLAYSET

Packages are available as is, or can be used to get ideas for a completely customized play set. Customize your play set by beginning with Step 1 “Choose Your Tower Unit” on page 39 where you'll find the details of all tower options and available deck dimensions for each tower type.

## ADVENTURE GYM

Augmented  
reality of the  
playset



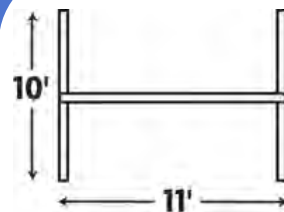
*A freestanding swing beam*

### PACKAGE INCLUDES

- 3-Position Single Beam
- 2nd End Post for Free Standing
- 2 Belt Swings
- Trapeze

### PACKAGE #A-3

Minimum area for  
proper installation: ..... 16'x15'  
Recommended border: .....62'  
Recommended mulch: .....1 ton  
Weed guard: .....240 sq. ft.  
Height: .....8'



For safety, add a 6'  
play area around the  
perimeter of the play set.



*A great starter playset to get  
their imaginations going!*

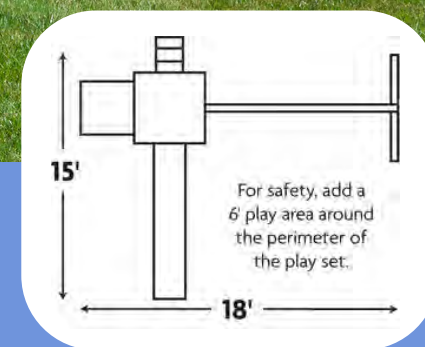




Watch as friendships flourish, laughter echoes, and memories are etched in the heart of your Busy Basecamp.



**BEST SELLER**



# BUSY BASECAMP

## #B44-6

### PACKAGE INCLUDES

- Tower: 4' x 4'
- 5' Deck Height
- Vinyl Roof
- Entrance Ladder
- 5' Rock Wall
- 3-Position Single Beam
- 2 Belt Swings
- Trapeze
- Wonder Wave Slide
- 2 anchors on the A-frame that connects to the swing beam

Minimum area for proper installation: ..... 25'x24'

Recommended border: .....98'

Recommended mulch: .....2 tons

Weed guard: ..... 600 sq. ft.

Height: .....10.5'

Augmented reality of the playset



9



# BUSY BASECAMP

## PACKAGE INCLUDES

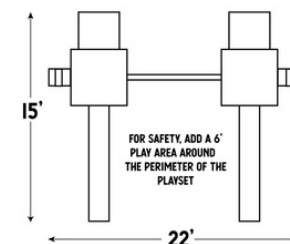
- 2 Towers: 4' x 4'
- 5' Deck Height
- 2 Vinyl Roofs
- 2 5' Entrance Ladders
- 2 5' Rock Walls
- 2-Position Swing Beam
- 2 Belts Swings
- 2 Wonder Wave Slides

## #B44-8

Augmented  
reality of the  
playset



Minimum area  
for Proper installation:.....27' x 34'  
Recommended border:.....122'  
Recommended mulch:.....3 tons  
Weed guard:.....918 sq ft.  
Height:.....10.5'





# BUSY BASECAMP

## #B46-9

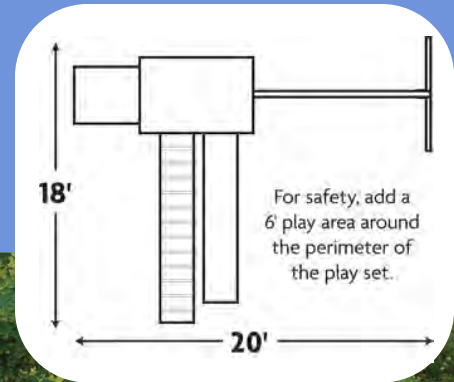
Augmented  
reality of the  
playset



### PACKAGE INCLUDES

- Tower: 4' x 6'
- 5' Deck Height
- Vinyl Roof
- 5' Rock Wall
- Gangplank
- 3-Position Single Beam
- 2 Belt Swings
- Trapeze
- Wonder Wave Slide
- 2 anchors on the A-frame that connects to the swing beam

Minimum area for  
proper installation: ..... 26'x26'  
Recommended border: .....104'  
Recommended mulch: ..... 3 tons  
Weed guard: ..... 676 sq. ft.  
Height: ..... 10.5







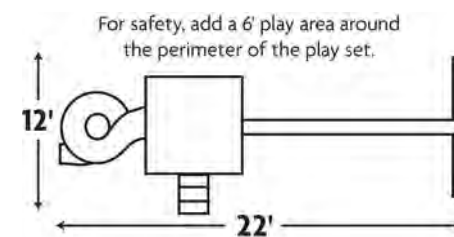
# BUSY BASECAMP

## PACKAGE INCLUDES

- Tower: 5' x 5'
- 5' Deck Height
- Vinyl Roof
- Entrance Ladder
- 3-Position Single Beam
- 2 Belt Swings
- Trapeze
- Twisty Turbo Slide
- Step & Slide Adapter
- 2 anchors on the A-frame that connects to the swing beam

## #B55-1

Minimum area  
for proper installation: .....26'x20'  
Recommended border: ..... 92'  
Recommended mulch: .....2 tons  
Weed guard: .....520 sq. ft.  
Height: .....11.5'



12



# BUSY BASECAMP

## #B55-4

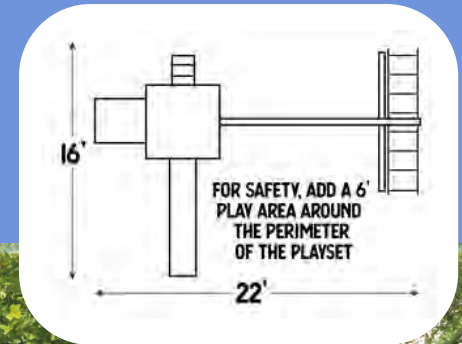
Augmented  
reality of the  
playset



### PACKAGE INCLUDES

- Tower 5'x 5' 5'
- Deck Height
- Vinyl Roof
- Entrance Ladder
- 3-Position Single Beam
- 2 Belt Swings
- Trapeze
- Twisty Turbo
- Step & Slide Adapter

Minimum area for  
proper installation:.....26' x 20'  
Recommended Border:.....92'  
Recommended Mulch:.....2 ton.  
Weed guard:.....520 sq. ft.  
Height.....11.5'





# BUSY BASECAMP

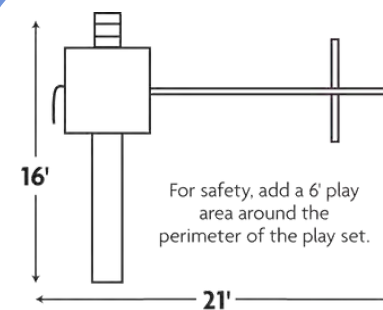
## PACKAGE INCLUDES

- Tower: 5' x 5'
- 5' Deck Height
- Longer post to Attach High Beam
- Vinyl Roof
- Entrance Ladder
- Full Bucket Baby Swing
- 4-Position Extra High (10') Single Swing Beam
- 2 Belt Swings
- Hammock Swing
- Wonder Wave Slide
- Fireman's Pole
- 2 anchors on the A-frame that connects to the swing beam

## #B55-7

Minimum area for proper installation: ..... 29'x26'  
Recommended border: ..... 110'  
Recommended mulch: ..... 3 tons  
Weed guard: ..... 754 sq. ft.  
Height: ..... 11.5'

Augmented reality of the playset





# BUSY BASECAMP

## PACKAGE INCLUDES

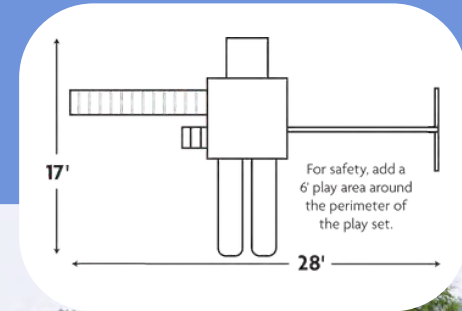
- Tower: 6' x 6'
- 5' Deck Height
- Vinyl Roof
- Entrance Ladder
- 5' Rock Wall
- Gangplank
- 3-Position Single Beam
- 2 Belt Swings
- Trapeze
- 2 Wonder Wave Slides
- 2 anchors on the A-frame that connects to the swing beam

## #B66-2

Augmented  
reality of the  
playset



Minimum area for  
proper installation: ..... 34'x27'  
Recommended border: ..... 122'  
Recommended mulch: ..... 3 tons  
Weed guard: ..... 918 sq. ft.  
Height: ..... 11'



Package includes  
a 5' Rock Wall on  
back of set





# DISCOVERY DEPOT

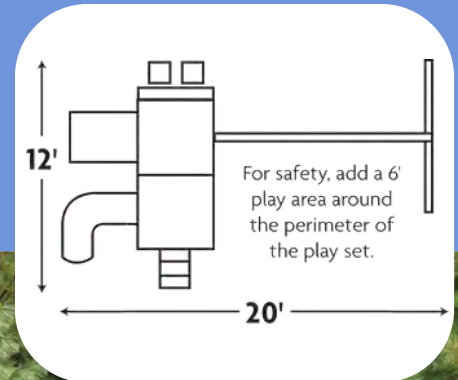
## #D48-I

### PACKAGE INCLUDES

- Tower: 4' x 8'
- Split Level 3' & 5' Deck Heights
- Vinyl Roof
- 3' Entrance Ladder
- 5' Rock Wall
- 3-Position Single Beam
- 2 Belt Swings
- Full Bucket Baby Swing
- 3' Super Spiral Slide
- Lemonade Stand
- 2 anchors on the A-frame that connects to the swing beam

Minimum area for proper installation: ..... 24'x18'  
Recommended border: ..... 84'  
Weed guard: ..... 432 sq. ft.  
Height: ..... 10.5'

Augmented reality of the playset



Discover what's on the other side of the playset

Discover an extra level to get little legs *climbing and soaring*.



# DISCOVERY DEPOT

## #D48-2

### PACKAGE INCLUDES

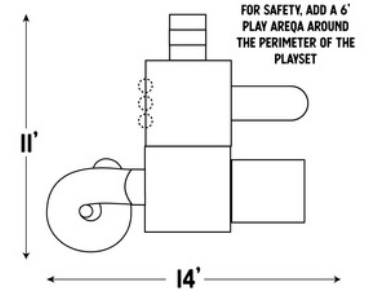
- Tower: 4' x 8'
- Split Level 3' & 5' Deck Heights
- Vinyl Roof
- 3' Entrance Ladder
- 5' Rock Wall
- 3' Ripple Rush Slide
- 5 Super Spiral Slide
- Tic-Tac-Toe Panel

Minimum area for Proper installation:.....23' x 26'  
Recommended border:.....98'  
Recommended mulch:.....2 tons  
Weed guard:.....598 sq ft.  
Height:.....10.5'

Augmented reality of the playset



Package includes a Tic-Tac-Toe Panel on back of set





This package features an upgraded extra high 10' swing beam!

Each Discovery Depot play set features two levels of decking.



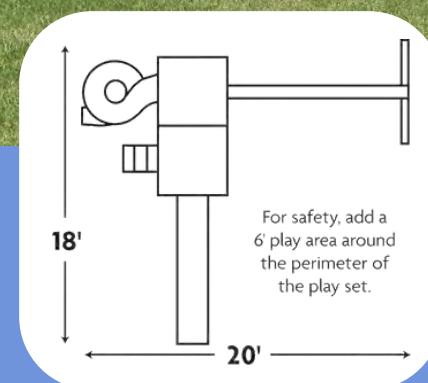
# DISCOVERY DEPOT

## PACKAGE INCLUDES

- Tower: 4' x 8'
- Split Level 5' & 7' Deck Heights
- Vinyl Roof
- Entrance Ladder
- 3-Position Extra High (10') Single Swing Beam
- 2 Belt Swings
- Trapeze
- Wonder Wave Slide
- Twisty Turbo Slide
- 2 anchors on the A-frame that connects to the swing beam

## #D48-3

Minimum area for proper installation: ..... 25'x28'  
 Recommended border: ..... 106'  
 Recommended mulch: ..... 3 tons  
 Weed guard: ..... 700 sq. ft.  
 Height: ..... 12.5'





# DISCOVERY DEPOT

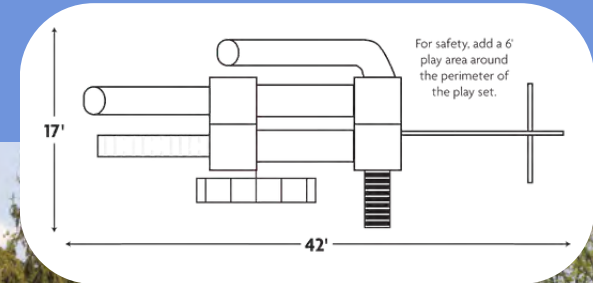
## PACKAGE INCLUDES

- 2 Towers: 4' x 8' Split Level 5' & 7' Deck Heights
- 2 Vinyl Roofs
- Grand Stairway
- Grand Gangplank
- Wobbly Bridge
- Bridge
- 4-Position Single Beam
- Space Saver Monkey Bar
- 1 Belt Swing
- Trapeze
- Ball
- 2-Chain Rubber Tire
- 7' Sidewinder Slide
- 7' Tunnel Express Slide
- 2 anchors on the A-frame that connects to the swing beam

## #D48-9

Minimum area for proper installation: ..... 50'x25'  
Recommended border: ..... 150'  
Recommended mulch: ..... 5 tons  
Weed guard: ..... 1,250 sq. ft.  
Height: ..... 12.5'

Augmented reality of the playset



Package includes a **sidewinder slide** on back of set







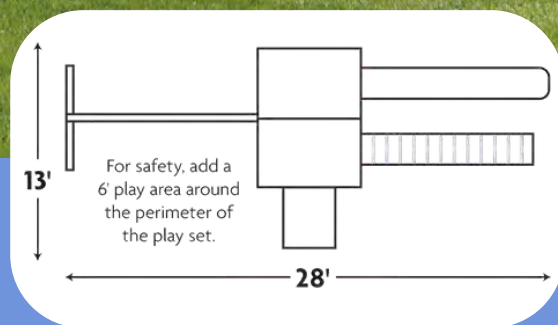
# DISCOVERY DEPOT

## PACKAGE INCLUDES

- Tower: 5' x 10'
- Split Level 5' & 7' Deck Heights
- 2 Vinyl Roofs
- 5' Rock Wall
- Gangplank
- 3-Position Single Beam
- 2 Belt Swings
- Trapeze
- Extreme Ripple Rush Slide
- 2 anchors on the A-frame that connects to the swing beam

## #D510-6

Minimum area for proper installation: ..... 36'x20'  
 Recommended border: ..... 112'  
 Recommended mulch: ..... 3 tons  
 Weed guard: ..... 720 sq. ft.  
 Height: ..... 13'





Package includes a  
Tic-Tac-Toe Panel  
on back of set



**BEST SELLER**

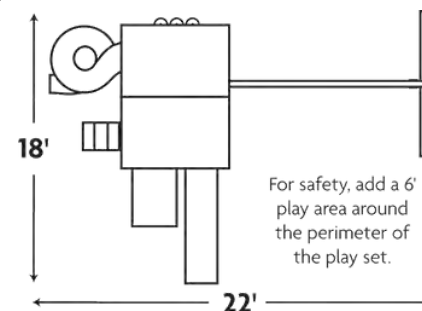
# DISCOVERY DEPOT

## PACKAGE INCLUDES

- Tower: 6' x 8'
- Split Level 5' & 7' Deck Heights
- Vinyl Roof
- Entrance Ladder
- Rock Wall
- 3-Position Extra High (10') Single Swing Beam
- 2 Belt Swings
- Trapeze
- Wonder Wave Slide
- Twisty Turbo Slide
- Tic-Tac-Toe Panel
- 2 anchors on the A-frame that connects to the swing beam

## #D68-8

Minimum area for  
proper installation: ..... 27'x28'  
Recommended border: ..... 110'  
Recommended mulch: ..... 3 tons  
Weed guard: ..... 756 sq. ft.  
Height: ..... 12.5'



21



# FANTASY FORTRESS

## #F5I4-4

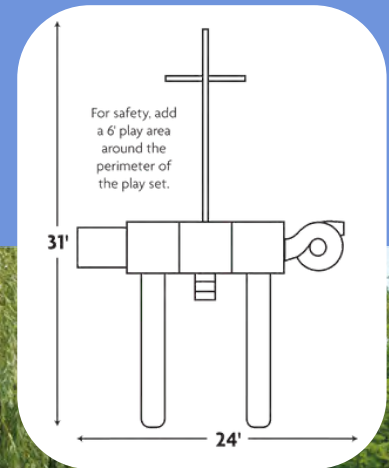
Augmented  
reality of the  
playset



### PACKAGE INCLUDES

- Tower: 5' x 14'
- Split Level 5' & 7' Deck Heights
- 2 Vinyl Roofs
- Entrance Ladder
- 7' Rock Wall
- 4-Position Single Beam
- 2 Belt Swings
- Trapeze
- High Back Baby Swing
- 2 Extreme Ripple Rush Slides
- Twisty Turbo Slide

Minimum area for  
proper installation: ..... 40'x32'  
Recommended border: ..... 144'  
Recommended mulch: ..... 5 tons  
Weed guard: ..... 1,280 sq. ft.  
Height: ..... 12.5'



Take imaginative  
play to another level  
- **three levels, that is!**



Discover what's on the  
other side of the playset



Each Fantasy Fortress play set features three levels of decking.



Discover what's on the other side of the playset

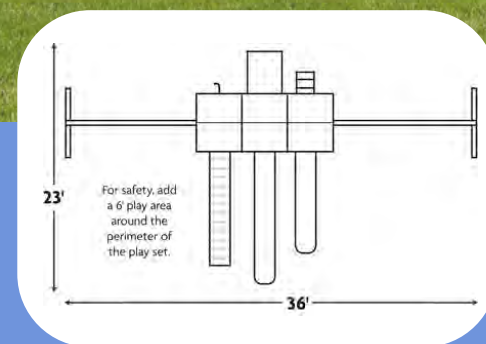
# FANTASY FORTRESS

## PACKAGE INCLUDES

- Tower: 5' x 14'
- Split Level 5' & 7' Deck Heights
- Vinyl Roof
- Entrance Ladder
- 7' Rock Wall
- Gangplank
- 2 3-Position Single Beams
- 3 Belt Swings
- Trapeze
- Ball
- High Back Baby Swing
- Ripple Rush Slide
- Extreme Ripple Rush Slide
- Fireman's Pole
- 2 anchors on the A-frame that connects to the swing beam

## #F5I4-6

Minimum area for proper installation: ..... 40'x33'  
 Recommended border: ..... 146'  
 Recommended mulch: ..... 5 tons  
 Weed guard: ..... 1,320 sq. ft.  
 Height: ..... 13'





# FANTASY FORTRESS

## #F5I4-9

Augmented  
reality of the  
playset

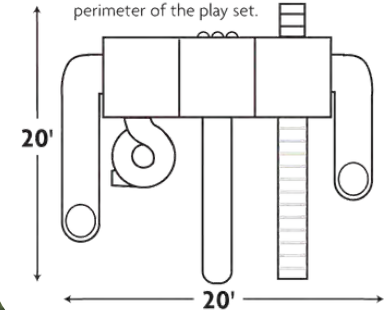


### PACKAGE INCLUDES

- Tower: 5' x 14'
- Split Level 5', 7' & 9' Deck Heights
- 3 Vinyl Roofs
- Entrance Ladder
- Gangplank
- Extreme Ripple Rush Slide
- Twisty Turbo Slide for 9' High Deck
- Side Winder Slide for 5' High Deck
- Side Winder Slide for 9' High Deck
- Tic-Tac-Toe Panel

Minimum area for proper installation: ..... 26'x30'  
Recommended border: ..... 112'  
Recommended mulch: ..... 3 tons  
Weed guard: ..... 780 sq. ft.  
Height: ..... 16'

For safety, add a 6' play area around the perimeter of the play set.



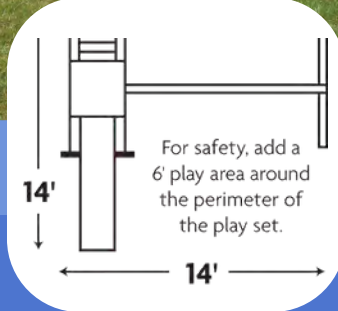
Package includes a  
**Tic-Tac-Toe Panel**  
on back of set





# FROLIC ZONE

Compact, yet has plenty of room for fun and games. Your kids can frolic and play for hours!



## PACKAGE INCLUDES

- Tower: 3' x 3' A-frame
- 5' Deck Height
- Entrance Ladder
- 3-Position Single Beam
- 2 Belt Swings
- Trapeze
- Wonder Wave Slide
- 2 anchors on the A-frame that connects to the swing beam

## #FA33-2

Minimum area for proper installation: ..... 23'x18'  
Recommended border: ..... 82'  
Recommended mulch: ..... 2 tons  
Weed guard: ..... 414 sq. ft.  
Height: ..... 8'

Augmented reality of the playset



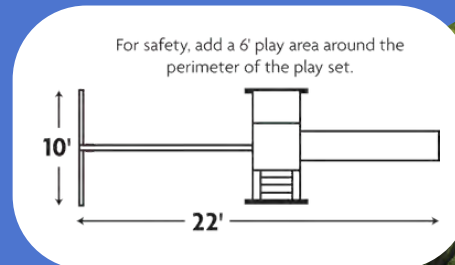
Each Frolic Zone play set features 3'x3' 5' high deck.

## #FA33-7

## PACKAGE INCLUDES

- Tower: 3' x 3' A-frame
- 5' Deck Heights
- Vinyl Roof
- Entrance Ladder
- Small Rock Wall
- 3-Position Single Beam
- 2 Belt Swings
- Trapeze
- Wonder Wave Slide
- 2 anchors on the A-frame that connects to the swing beam

Minimum area for proper installation: ..... 16'x30'  
Recommended border: ..... 92'  
Recommended mulch: ..... 2 tons  
Weed guard: ..... 480 sq. ft.  
Height: ..... 10'



25



# GIGGLE JUNCTION

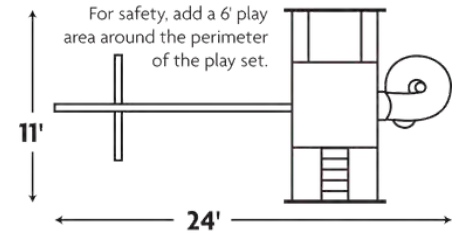
## PACKAGE INCLUDES

- Tower: 4' x 4' A-frame
- 5' Deck Height
- Vinyl Roof
- Entrance Ladder
- Rock Wall
- 4-Position Single Beam
- 2 Belt Swings
- Trapeze
- 4 Chain Rubber Tire Swing
- 5' Super Spiral Slide
- 2 anchors on the A-frame that connects to the swing beam

## #GA44-6

Minimum area for proper installation: ..... 32'x19'  
Recommended border: ..... 102'  
Recommended mulch: ..... 2 tons  
Weed guard: ..... 608 sq. ft.  
Height: ..... 10.5'

Augmented reality of the playset



A simple solution for inviting fun and laughter into your back yard.

Each Giggle Junction play set features an A-Frame with a 5' Deck.







Package includes a 5-foot rock wall on the back of the set.

# GIGGLE JUNCTION

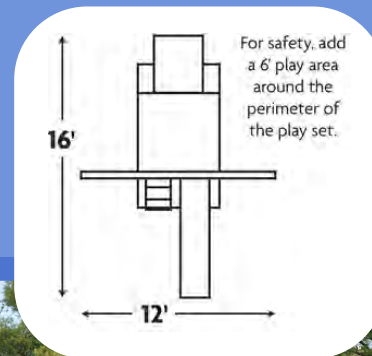
## PACKAGE INCLUDES

- Tower: 5' x 5' A-Frame
- 5' Deck Height
- Vinyl Roof
- Entrance Ladder
- 5' Rock Wall
- 2-Position Accessory Arm
- 2 Belt Swings
- Plastic Tire Swing (3-Chain)
- Wonder Wave Slide

## #GA55-2

Minimum area for proper installation: .....26'x18'  
 Recommended border: .....88'  
 Recommended mulch: ..2 tons  
 Weed guard: ..... 468 sq. ft.  
 Height: .....11'

Augmented reality of the playset

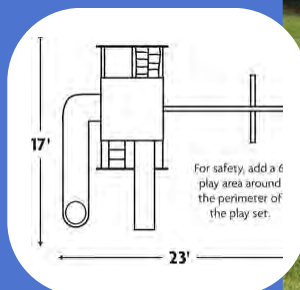


## PACKAGE INCLUDES

- Tower: 5' x 5' A-Frame
- 5' Deck Height
- Vinyl Roof
- Entrance Ladder
- Small Rock Wall
- Small Chain Ladder
- 4-Position Single Beam
- 2 Belt Swings
- High Back Baby Swing
- Hammock Swing
- Wonder Wave Slide
- 5' Sidewinder Slide
- 2 anchors on the A-frame that connects to the swing beam

## #GA55-6

Minimum area for proper installation: ..... 30'x27'  
 Recommended border: .....226'  
 Recommended mulch: ... 3 tons  
 Weed guard: .....810 sq. ft.  
 Height: .....1





# HAPPY HIDEOUT

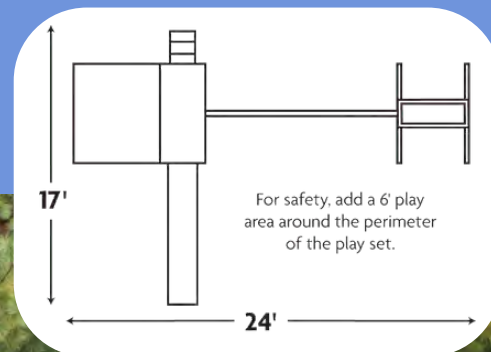
## PACKAGE INCLUDES

- Tower: 6' x 5' Playhouse on 6' x 8' Deck 5' Deck Height
- Entrance Ladder
- 3-Position Single Beam
- 2 Belt Swings
- Trapeze
- Ripple Rush Slide
- 2 anchors on the A-frame that connects to the swing beam

## #H68-2

Minimum area for proper installation: ..... 21'x24'  
Recommended border: ..... 90'  
Recommended mulch: ..... 2 tons  
Weed guard: ..... 504 sq. ft.  
Height: ..... 12'

Augmented reality of the playset



A quiet place for kids to make-believe, or a space to scream and shout with friends - **no grown-ups allowed!**



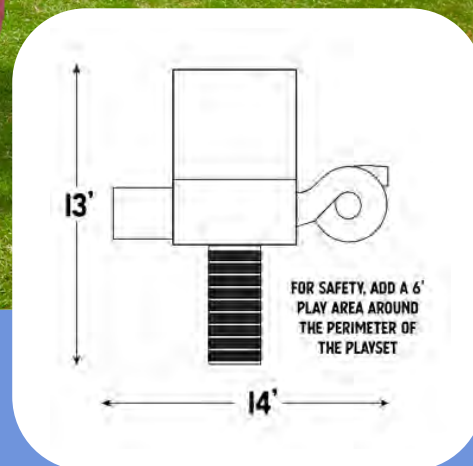
**BEST SELLER**

Each Happy Hideout play set features a playhouse on a 5' high deck.





Discover the rock wall, picnic table, and three delightful flower boxes.



# HAPPY HIDEOUT

## PACKAGE INCLUDES

- Tower: 6' x 5' Playhouse on 6' x 8' Deck
- 5' Deck Height
- 5' Grand Stairway
- 5' Rock Wall
- 5 Super Spiral Slide
- 6' x 5' Picnic Table
- 6' x 8' Lower Deck
- 3 Playhouse Shutters and flower boxes

## #H68-5


Minimum area for Proper installation:.....25' x 26'  
 Recommended border:.....102'  
 Recommended mulch:.....3 tons  
 Weed guard:.....650 sq ft.  
 Height:.....12'







Discover what's  
on the other side  
of the playset

Let the Happy Hideout be your  child's haven of happiness and fun!

# HAPPY HIDEOUT

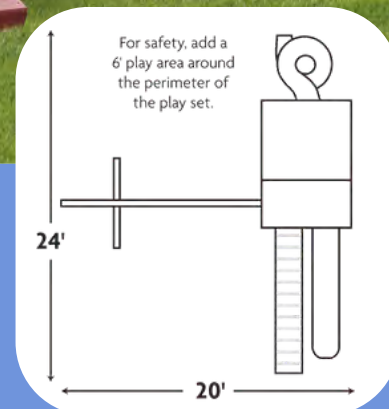
## PACKAGE INCLUDES

- Tower: 6' x 5' Playhouse on 6' x 8' Deck
- 5' Deck Height
- Gangplank
- 4-Position Single Beam
- 2 Belt Swings
- Trapeze
- Plastic Glider with Single Beam Adapter
- Ripple Rush Slide
- Twisty Turbo Slide
- Step and Slide Adapter
- 2 anchors on the A-frame that connects to the swing beam

30

## #H68-7

Minimum area for proper installation: ..... 30'x26'  
Recommended border: ..... 112'  
Recommended mulch: ..... 3 tons  
Weed guard: ..... 780 sq. ft.  
Height: ..... 12'





# HAPPY HIDEOUT

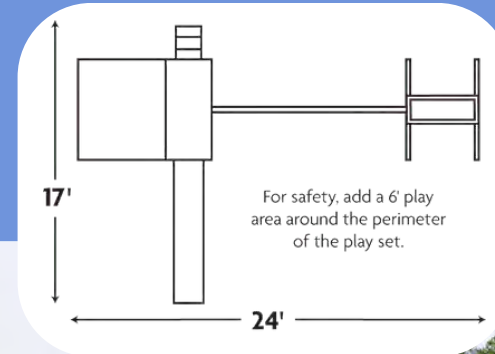
## PACKAGE INCLUDES

- Tower: 6' x 5' Playhouse on 6' x 8' Deck
- 5' Deck Height
- Entrance Ladder
- 3-Position Single Beam
- 2 Belt Swings
- Full Bucket Baby Swing
- Easy Rider Glider
- Wonder Wave Slide
- Tic-Tac-Toe Panel
- 2 anchors on the A-frame that connects to the swing beam

## #H68-9

Minimum area for proper installation: ..... 29'x127'  
Recommended border: ..... 112'  
Recommended mulch: ..... 3 tons  
Weed guard: ..... 783 sq. ft.  
Height: ..... 12'

Augmented reality of the playset

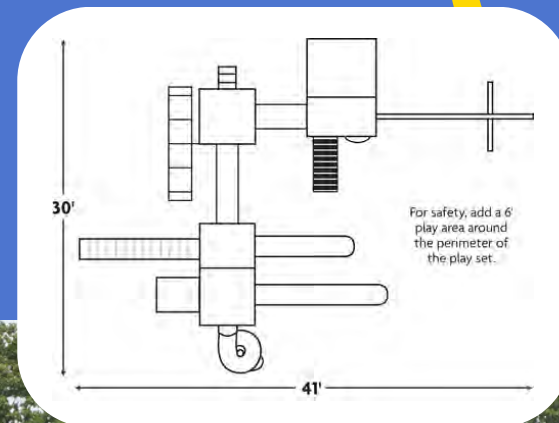




# IMAGINATION STATION #IH68-3

Minimum area for  
proper installation: .....48'x35'  
Recommended border: .....166'  
Recommended mulch: .....6 tons  
Weed guard: .....1,680 sq. ft.  
Height: ..... 13'

Augmented  
reality of the  
playset



**This playset  
features  
three  
towers and  
multiple  
levels.**



32



**This tower creates the ultimate  
backyard playground.**



Where  
young  
minds  
embark on  
endless  
journeys of  
creativity 🌟



## PACKAGE INCLUDES

- Tower 1: Happy Hideout:  
6' x 5' Playhouse on 6' x 8' Deck  
5' Deck Height
- Tower 2: Busy Basecamp:  
5' x 5' 5' Deck Height
- Tower 3: Discovery Depot:  
5' x 10' Split Level  
5' and 7' Deck Heights
- Vinyl Roof
- Entrance Ladder
- Grand Stairway
- 7' Rock Wall
- Gangplank
- Crawl Tube
- Bridge
- 4-Position Single Beam
- Space Saver Monkey Bar
- 2 Belt Swings
- Trapeze
- Plastic Glider with Single Beam Adapter
- Ripple Rush Slide
- Extreme Ripple Rush Slide
- Super Spiral Slide
- Bubble Panel
- 2 anchors on the A-frame that connects to the swing beam

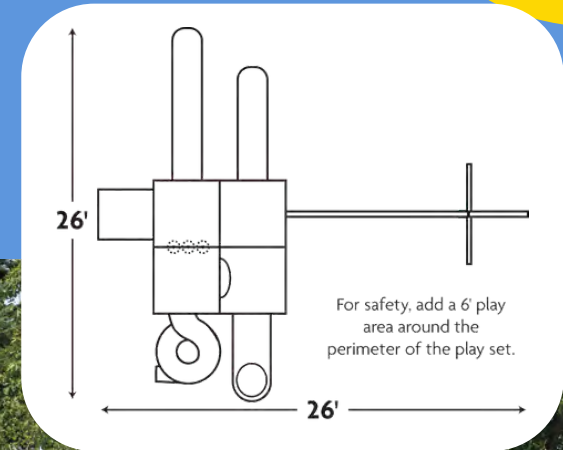
**PACKAGE  
INCLUDES A 7'  
ROCK WALL,  
GANGPLANK, &  
SPACE SAVER  
MONKEY BAR**



# JOLLY JAMBOREE #J88-I

Minimum area for  
proper installation: .....32'x36'  
Recommended border: .....136'  
Recommended mulch: .....4 tons  
Weed guard: .....1,152 sq. ft.  
Height: ..... 15'

Augmented  
reality of the  
playset



**This playset features five levels and small ladders to climb from one level to the next.**

Package includes a 5' and 7' Ripple Rush Slide on back of set





Package includes a  
7' Rock Wall on back  
of set

Some kids are  
jolly close to the  
ground, others  
are jollier closer  
to the sky!

## PACKAGE INCLUDES

- Tower: 8' x 8' tower
- 1', 3', 5', 7' & 9' Deck Heights
- 3 Vinyl Roofs
- 7' Rock Wall
- 4-Position Single Beam
- Plastic Glider
- 2 Belt Swings
- Trapeze
- Tunnel Express for 3' High Deck
- Twisty Turbo Slide for 9' High Deck
- Ripple Rush Slide
- Extreme Ripple Rush Slide
- Tic-Tac-Toe Panel
- Bubble Panel
- 2 anchors on the A-frame that connects to the swing beam

With five  
levels, the  
Jolly  
Jamboree is  
sure to please  
everyone!



# JUST FOR GROWN-UPS

Made from the same quality materials as our play sets, these items are built to last and are virtually maintenance-free! 🌟



6'x6' with frame and roof.

*You and your sweetie will be comfy and swinging in style with this elegant seating solution.*

GROWN-UP LOVE SEAT SWING

*Enjoy your vinyl picnic table for a family picnic or birthday party in your own back yard after kids play on their Adventure World Playset.*

Available in 3'x6' and 3'x8' (not shown). Available in almond or white.

5' PARK BENCH



*Simple and practical, this seating solution will have you asking to be "benched."*

GROWN-UP PICNIC TABLE



We also offer a **kid-sized** picnic table, perfect for little ones to enjoy outdoor gatherings.

Available in 2'x4'



# JUST FOR GROWN-UPS

A special place to relax and enjoy watching little ones at play! Our swing sets are designed for kids, but this seating is meant just for adults! 🌟



**EASY RIDER GLIDER**



**HAMMOCK**



**WHEELCHAIR SWING WITH FRAME**

*We also offer these grown-up friendly swings that will attach to your play set!*

*See page 52 & 53 for more details!*





# DESIGN YOUR OWN CUSTOM PLAY SET

**Online at [adventureworldplaysets.com](http://adventureworldplaysets.com)**

*Our easy-to-use design center helps you create the play set of your dreams. The only limit is your imagination.*

- *Visit [Adventureworldplaysets.com](http://Adventureworldplaysets.com)*
- *Click on 3D Design Center.*
- *Enter your zip code for 3D Design Center.*
- *Design with towers, roofs, and swing beams.*
- *Add accessories and colors as desired.*
- *To make changes, select an element and click the trash can icon to delete.*
- *Use shortcuts for efficiency. (Click the question mark icon)*
- *Email a preview and get a quote from a local dealer. (click the envelope icon)*



# STEP I: CHOOSE YOUR TOWER UNIT

Choose from single, double and triple towers with single or multiple levels.  
STEP 1 Plus, we offer a variety of sizes to fit any yard and budget.



**BUSY BASECAMP**

As shown on pages 9-14  
Single level with deck  
dimensions:

	Deck Height		
	3 ft.	5 ft.	7 ft
• 4'x4'	✓	✓	
• 4'x6'		✓	
• 5'x5'	✓	✓	✓
• 6'x6'		✓	✓



**DISCOVERY DEPOT**

As shown on pages 15-20  
Double level 5' and 7' deck  
heights with deck  
dimensions:

- 4'x8'
- 6'x8'
- 5'x10'
- Bi-tower



**FANTASY FORTRESS**

As shown on pages 21-23  
Triple level 5' and 7' deck heights with  
deck dimensions:

- 5'x14' (2 - 7' deck heights and 1-5' deck height)
- 5'x14' (2 - 5' deck heights and 1-7' deck height)
- Triple level 5', 7' & 9' deck heights with deck dimensions:
  - 5'x14'



Whether you envision a single-level sanctuary or a multi-tiered marvel, our towers are designed to bring your dreams to life. ✨

### FROLIC ZONE



*As shown on pages 24-25.  
A-Frame 5' deck height*

- 3'x3' tower
- Rock wall on this set must be the small rock wall

### GIGGLE JUNCTION



*As shown on pages 26-27  
A-Frame 5' deck height  
with deck dimensions:*

- 4'x4'
- 5'x5'
- 6'x5'



The tower sets the stage for your Adventure World Play Set, and creates a destination for children's imaginations to run wild. ✨



HAPPY HIDEOUT

*As shown on pages 28-31*

*Playhouse with a single level 5' deck height - 6'x8' deck*

*Standard with roof over deck. Also available with or without roof over deck.*



IMAGINATION STATION

*As shown on pages 32-33.  
Tri-tower*

*See page 32 for deck dimensions*



JOLLY JAMBOREE

*As shown on pages 34-35.*

*5 levels, 1', 3', 5', 7' and 9' deck heights with deck dimensions:*

*• 8'x8'*



# STEP 2: CHOOSE YOUR COLORS

*Choose your structural beam color and then choose your accent color. Accent and accessory colors –including rock wall rocks– can be mixed upon request at no additional charge\*\**

*\*\*Premium colors require an additional charge.*

## STRUCTURAL BEAM COLORS



**STANDARD ALMOND VINYL\***



**PREMIUM WHITE VINYL\***



**PREMIUM BROWN VINYL\***

### WOOD-GRAIN BROWN\*

*This premium color offers the aesthetic, natural appearance of wood, combined with the easy care of vinyl. Here's what makes this color special:*

- Matching brown roof, rails, and brackets are standard
- The same durable, fade-resistant, splinter-free, maintenance-free surface as the standard vinyl
- A wood appearance that blends into natural surroundings, hides dirt, and never requires staining

**You can now choose to have red, blue, green, brown, and black poly and brackets on any color vinyl. ✨**



# ROOF, RAILING & BRACKET COLORS

*Standard accent colors for roof, rails and brackets:*

- Red, green, blue, black, and brown

*Standard accessory colors:*

- Most swings are available in blue, green, red or gray; see page 52 & 53 for details.
- Slides are available in blue, green, red or gray; see page 54 & 55 for details.



**GREEN BRACKETS & ACCENT COLOR**



**BLACK BRACKETS & ACCENT COLOR**

*When choosing your colors, keep in mind that most swings are available in red, blue, gray or green.*



**RED BRACKETS & ACCENT COLOR**



**BLUE BRACKETS & ACCENT COLOR**



**BROWN BRACKETS & ACCENT COLOR**



# STEP 3: CHOOSE YOUR ROOF

*Adventure World Playsets' long-lasting, poly-lumber roofs resist high winds and are made with recycled HDPE plastics – the kind of plastics found in milk bottles.*



**The big bad wolf can huff and puff, but he won't blow this roof down!**

## VINYL PEAK ROOF

*Roofs are available in green, red, blue, black or brown.*



## DOUBLE ROOF

*A double roof is a good choice for split-level towers.*



## EXTENSION ROOF

*Another good option for split level towers.*





## STEP 3: CHOOSE YOUR ROOF

### SWING FRAME ROOF

*The Adult Love Seat and Wheelchair Swing (pages 36-37) are available with or without a roof.*



### HAPPY HIDEOUT PLAYHOUSE ROOF

*All Happy Hideouts include a standard roof.*





# STEP 4: CHOOSE YOUR ACCESSES

*Tower accesses are available in green, red, blue, black, or brown.*

Children build balance and strength as they climb the accesses to their towers.

## GANGPLANK

*Can be easily exchanged with entrance ladder. 11' long.*



## GRAND GANGPLANK

*Like our original Gangplank, but featuring railing instead of rope. 11' long.*



## ENTRANCE LADDER

*Features nonslip steps and safety rails.*



# CHAIN LADDERS

Fastens to play set on top and bottom only. This flexibility adds excitement as well as improves balance and strengthens muscles as kids climb.

## CHAIN LADDER

For any tower with a 5' deck height and 4' or more wide.



## SMALL CHAIN LADDER



# ROCK WALLS

A favorite among kids, rock walls can easily be added to any package. They are 5' or 7' long depending on deck height. Includes rope that is fastened at top and bottom for safety.

Rock wall rock colors of green, red, blue, black, or gray can be uniform or mixed.



## ROCK WALL

For 5' or 7' deck heights.



## SMALL ROCK WALL

A smaller rock wall, not as wide. Not available for 7' deck heights.



## STEP 4: CHOOSE YOUR ACCESSES

Our access options add character to trigger a world of creative adventures!

## GRAND STAIRWAY



Our newest access option allows children to ascend their tower in regal style.



## GRAND STAIRCASE



Five platform steps with railing and landing, approximate 8.5" rise each.



# STEP 5: CHOOSE YOUR CONNECTORS

*If your playset has two or more towers, or you're combining two packages, you'll need a connector.*

**Our crawl tube or bridge options are sure to entertain.**

## SWING BEAM

*The swing beam also serves as a connector if opting for two or more towers.*




48

*Available in green, blue, red, brown, or black.*

## WOBBLY BRIDGE

*8' long*



*Available in green, blue, red, black, or brown.*

## CRAWL TUBE

*6' long • Also available in 3' long and 9' long*



*Available in green, blue, red, or gray.*



## STEP 5: CHOOSE YOUR CONNECTORS




### BRIDGE

8' long



### CONNECTOR TUBE FOR TWO LEVELS

4½' long



### CRAWL TUBE WITH TWO ELBOWS





# STEP 6: CHOOSE YOUR SWING BEAM

Consider your swing beam as a blank canvas, waiting to come to life with a variety of swings.


Brackets for all playsets are available in green, blue, red, black, and brown.



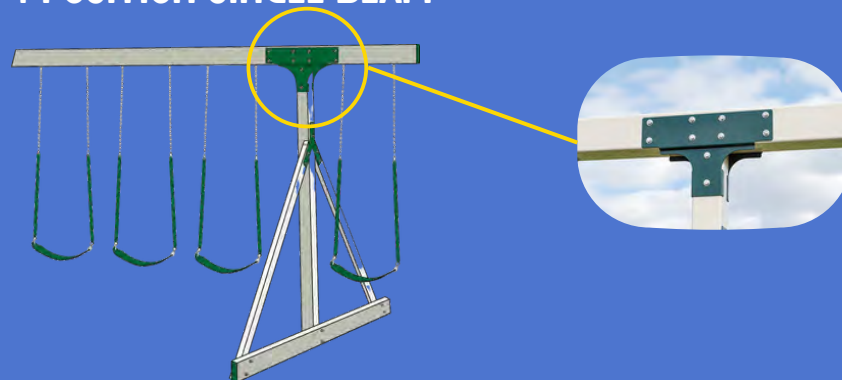
## 2 POSITION SINGLE BEAM



## 3 POSITION SINGLE BEAM



## 4 POSITION SINGLE BEAM



## FREESTANDING SWING BEAM



## CONNECTOR BEAM ADAPTER

Allows you to extend the length of your set or add a swing beam for use with one of our tire swings!



## 10' HIGH SWING BEAM

Requires 7' deck height or a longer post for high beam on 5' deck height.



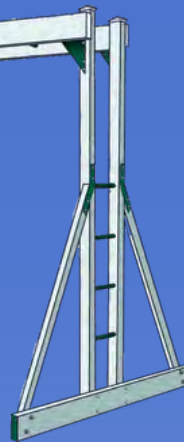


## MONKEY BAR OVERHEAD CLIMBER

A great option for connecting two towers!

**Standard Overhead Climber Height is 8'**

*We do not recommend using the overhead climber as a swing beam due to safety concerns.*



## SPACE SAVER MONKEY BAR OVERHEAD CLIMBER

10' long, includes vertical ladders on both ends and a bracket to provide support at the center of the climber. Can be attached to any vertical 4x4 post.



## TRAPEZE RING CLIMBER

Swinging rings challenge kids' coordination. Includes two 1-position accessory arms; chain height is adjustable.

Rings available in green, blue, red, or gray.



## LOWER LEVEL SAFETY RAILING

Add lower level railing on the swing side of the tower for extra safety.



## ACCESSORY ARMS

Attach to any tower or playhouse to add swings or accessories



I-POSITION I SIDE



2-POSITION 2 SIDES



# STEP 7: CHOOSE YOUR SWINGS

Swing low, swing high toward the sky.

## BELT SWINGS



## WHEELCHAIR SWING



*This swing will take up two swing spots on your swing beam.*

## BOLT ON GLIDERS

All require single beam adapters\*

### PLASTIC GLIDER



### VINYL HORSE GLIDER



### UNI GLIDER



## BOLT ON ADAPTER



*Built for kids and adults, this glider swing makes a great place for adults to relax while children play.*

## EASY RIDER GLIDER



## ADULT SWINGS

### ADULT FLAT SWING

19" wide seat.  
27" overall.



### HAMMOCK SWING

A great place for grown-ups to relax while the children play. Hang from a swing beam, or under a tower.



### ADULT LOVE SEAT

Kids love it ... and grown-up kids will too!



## BABY SWINGS

### HEAVY-DUTY HIGH BACK BABY SWING



### FULL BUCKET



## ADDITIONAL OPTIONS

### CHAIN CLIMBER SWING



### TRAPEZE



### TRAPEZE BALL



### CYCLONE DISKS



### BALL



## TIRE SWINGS

Chain Tire Swing with swivel must be capable of 360-degree rotation away from other play equipment and structures in a separate bay, under a bridge or under Happy Hideout and Gigggle Junction towers, and Good Time Towers.



3-CHAIN RUBBER TIRE WITH SWIVEL



PLASTIC TIRE WITH SWIVEL



2-CHAIN RUBBER TIRE



4-CHAIN RUBBER TIRE



# STEP 8: CHOOSE YOUR SLIDES



All available in these colors

## WONDER WAVE SLIDE

*This 10' slide is a medium grade slide with double wall construction. Available in 5' deck height.*



## RIPPLE RUSH SLIDE

*This slide is our highest grade slide with double wall construction. Available in 3', 5' deck height.*



## EXTREME RIPPLE RUSH SLIDE

*This 14' slide is the same grade as our 10', but with a longer, more exciting ride. Requires 7' deck height and will need a Step and Slide Adapter if choosing towers with 5' deck height. Available in 7'-9' deck heights.*



## TUNNEL EXPRESS

*Available in 3', 5', 7', & 9' deck heights.*



## SIDEWINDER SLIDE

*Available in 3', 5', 7', & 9' deck heights.*



## STEP AND SLIDE ADAPTER

*For using Extreme Ripple Rush or 7' Twisty Turbo Tube Slides with a 5' deck height.*





## TWISTY TURBO TUBE

*Rated by kids to be  
our most fun slide!*



*We use only  
stainless steel  
bolts to  
assemble our  
Twisty Turbo  
Tube Slides*

## SUPER SPIRAL SLIDE

*Pink option available by  
special order\**

*Available in 3', 5', 7',  
& 9' deck heights*



3' Deck  
Height



5' Deck  
Height



7' Deck  
Height



9' Deck  
Height



## CLEAR PANEL FOR TUBE SLIDES





# STEP 9: CHOOSE YOUR ACCESSORIES

Adventure World Playset accessories combine added entertainment with practical functionality. Ready, set... accessorize!



## HAND GRIP

*Place at any entry point.*

## FIREMAN'S POLE

*For a 5' deck height*

*Available in red*



56

## PERSONALIZED PLAQUE



## BUBBLE PANEL



## FLOWER BOX AND SHUTTERS

*For Happy Hideout*




## LEMONADE STAND

*Includes two stools and one personalized plaque.*




*Personalized plaque can say anything you wish! Instead of "Lemonade," perhaps, "Ice Cream"*

## SANDBOX COVER



*Covers have weighted edges to keep them in place. No snaps or Velcro™ trim needed (which get full of sand).*

## TIC-TAC-TOE PANEL





## LOWER DECK

*Available in all accent colors.*



## LOWER DECK WITHOUT RAILING

*Available in all accent colors.*



## PICNIC TABLE

*Kids can enjoy a party on their own picnic table.*



## HIDDEN HUT

*Hidden Huts include two window openings, one door opening, and lower deck floor.*



## PLAYHOUSE BALCONY

*Includes second door on playhouse.*



## EXIT LADDER FOR MONKEY BAR

*Includes second door on playhouse.*



*All sets are designed and constructed for many years of safe use. For safety & comfort reasons, the manufacturer reserves the right to make design & construction changes without notice. Not intended for commercial use.*

# CHOOSE YOUR FREE ITEM

**Choose one of these free items with your play set order.**



## BINOCULARS



## STEERING WHEEL



## TELESCOPE



## SHIP'S WHEEL



## MEGAPHONE



*Remember: choose your colors if you haven't done so already; and don't forget rubber mulch (pg. 61) for safety.*



# CUSTOM SETS DESIGNED BY OUR CUSTOMERS

*Despite life's everyday challenges, Adventure World Playsets create laughter and smiles that bring simple pleasures home. Here's a glimpse at some of our customers' back yards, and their custom play set creations.*



## WHAT OUR CUSTOMERS ARE SAYING...

*We purchased an Adventure World Vinyl play station from Back Yard Living at the end of May. The unit was delivered and installed in the timeframe quoted. Adam was very helpful with information on various units and manufacturers. We decided to go with the maintenance-free, all vinyl clad swing set, play station from Adventure World. Unit was professionally and thoroughly installed yesterday. This unit is extremely well-built and solid. Backyard Living was a pleasure to work with and we are extremely satisfied with the product we chose and the company who provided unit and installed. I would wholeheartedly recommend Back Yard living as your go-to company for your children's play station!!*

*~ D. Lake*

*Loved the 3D version of the playset. It came way before expected. The colors are bright and vibrant. Everything is super sturdy and well constructed. My child is super excited and will be very happy for many years to come.*

*~ K. John*

*Great quality playset. Arrived quickly. Installation and communication through J&R Mulch, Waynesboro, PA was excellent.*

*~ A. Hickman*

*After carefully reviewing many playsets, we've found Adventure World to lead the play industry in quality and safety. Maintenance-free and built to last...a choice you will not regret making! Excellent craftsmanship and very sturdy and durable.*

*~O. Burkholder*



## Why vinyl?

*Vinyl offers superior durability and safety as well as easy upkeep. Vinyl is fade resistant, splinter free, doesn't require staining or painting and resists wood boring insects and bees.*

## What's under the vinyl?

*Our premium playsets use pressure-treated lumber covered by heavy-duty walled vinyl. This combines the strength of wood with the easy care and safe, smooth surface of vinyl.*

## What makes the playsets heavy-duty construction?

*In addition to pressure-treated lumber under the vinyl covering, through-bolts and steel angles create heavy-duty corner and all-around construction. Metal powder-coated brackets and stainless steel bolts, screws and chains all resist peeling and rusting*

## Can I customize my playset?

*Yes! Packages featured in this catalog show our most popular requests, and help you to visualize tower options. You can order a featured package as is, or use packages to get ideas for your custom playset.*

## Can swings be switched or can we add to the set later?

*As your children grow, baby swings can be switched for belt swings or other bigger-kid accessories. At a later date, you can also add swing beams or other features to build out your play set to accommodate changing needs and budget planning.*

## Why can't I attach swings to an overhead climber?

*Swings on overhead climbers create a safety hazard. When in use, a child using the overhead climber can easily get hit by a swinging swing. When swings are not in use, children using the overhead climber risk getting tangled in the hanging swings. As a result, Adventure World Playsets does not permit swings on overhead climbers.*

## Is there risk of the playset tipping over?

*Our playsets are heavyweight and will not tip over in normal wind or use. Ground anchors also help secure swing beams firmly in place.*



# FREQUENTLY ASKED QUESTIONS 59



### **Does my yard need to be level?**

*Yes, your yard should be fairly level to safely accommodate a play set. You also will need to locate your playset six feet away from any structure or obstacle.*

### **What type of surface is best for under our playset?**

*A shock-absorbing, protective surface, such as rubber mulch, is best for reducing the likelihood of injury from falls. Grass, dirt, carpet or thin mats lack the ability to absorb shock; concrete, asphalt and other hard surfaces are even more dangerous.*

### **Are Adventure World Playsets guaranteed?**

*Our playsets come with a Limited 20 Year Warranty covering defects in workmanship and materials. Slides, swings and accessories are covered by a Limited 5 Year Warranty.*



**THE WAY TO PLAY.**

# **FREQUENTLY ASKED QUESTIONS**



# RUBBER MULCH, MATS, & CURBING

A shock-absorbing, protective surface is top on the safety checklist for home playgrounds. Adventure World Playsets recommends installing your home playground equipment over rubber mulch to reduce the likelihood of injury from falls. Grass, dirt, carpet, or thin mats are not considered protective surfaces because they lack the ability to absorb shock; concrete, asphalt or other hard surfaces are even more dangerous. Ground-level equipment – such as a sandbox – does not have an elevated play surface, and therefore does not need protective surfacing.

**Note:** Rubber mulch, mats and curbing are not included in playset packages.




## RUBBER MATS

Colorful mats help minimize erosion under swings, or at the bottom of slide exits. They provide extra protection for shock absorption.


**Available in green only.**

Size: 23" wide x 38" long x 1½" thick with beveled edges

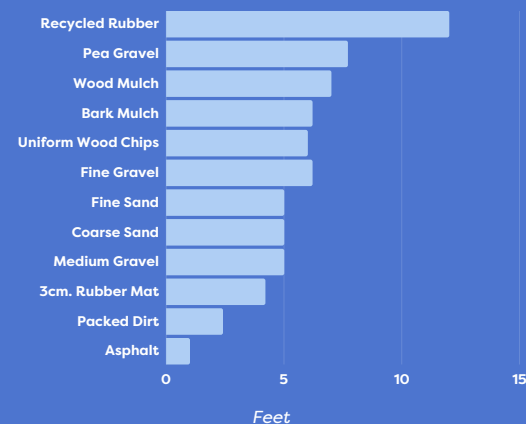


## RUBBER MULCH

- Made from 100% recycled tire rubber.
- Non-toxic and meets federal flammability standards.
- Retains cushiony softness year round, and will not freeze.
- Stays in place even in windy conditions.
- Drains and dries quickly after it rains.
- Odor-free, non-staining and non-abrasive.
- Reduces dust and mud.
- Will not rot, attract insects, or promote insect breeding.



## SHOCK ABSORPTION OF A FALL




This graph represents comparison findings of playground surface materials – including recycled rubber safety surface material identical to rubber playground mulch, produced by rubber mulch using the same equipment and processes. Study completed using 6 inch depths (except where noted), by the Consumer Products Safety Commission and United States Testing Company, Inc.



# STONE CURBING

- *Faux stone looks natural like stone.*
- *Easy installation process. Hammer spikes to secure.*
- *Strong, durable and holds its integrity through the wear and tear of daily life.*
- *Rust, fade, and corrosion-resistant.*
- *Made in the USA.*



Greystone




Cobblestone




Sandstone




1 section has 6 connected blocks making it 4 feet long, 4 inches wide, and 6.5 inches tall.



Start blocks



Corner Blocks



Stop Blocks



# CURBS

## STANDARD BORDER

- 4"x4" vinyl sleeve borders.
- Accommodates only square corners; does not allow rounded corners or curves.



**Our 4"x4" vinyl sleeve border helps keep rubber mulch contained in play area.**

*Mulch and border availability may vary depending upon what your representative has to offer. Ask your representative for details.*

Optional heavy-duty fabric base under the mulch prevents weeds and still allows drainage. Please kill weeds and grass prior to putting down fabric base.

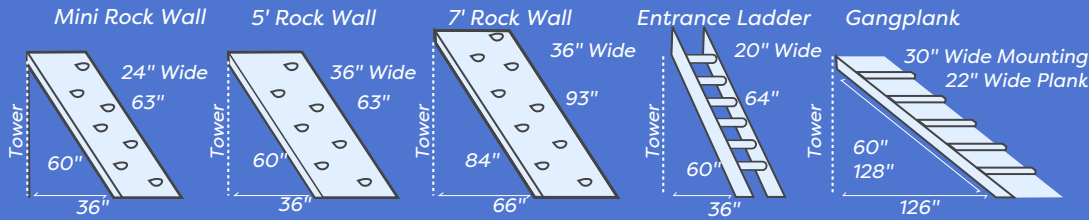
## RUBBER CURBING

- Available in 6' lengths and 4" heights; when interlocked you will lose approximately 4" off the 6' length.
- Made from 100% recycled tire rubber.
- Allows for rounded corners and curved designs.





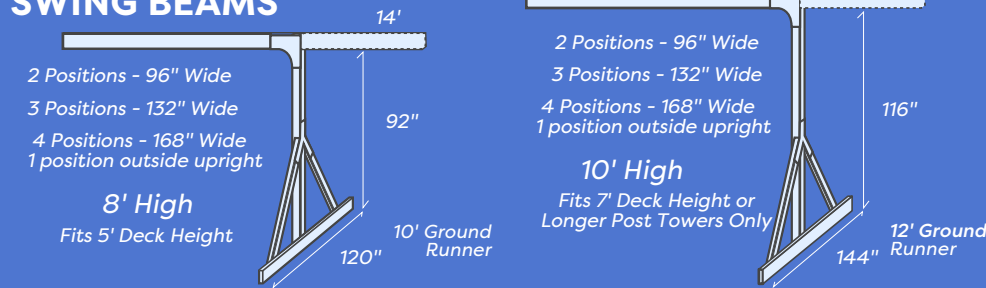
## ACCESS



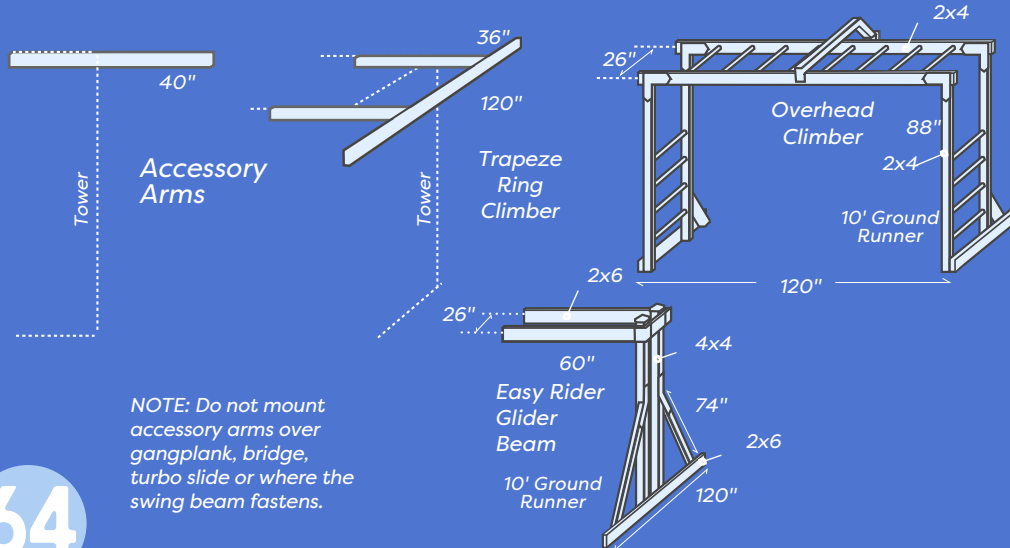
## CONNECTORS



## SWING BEAMS



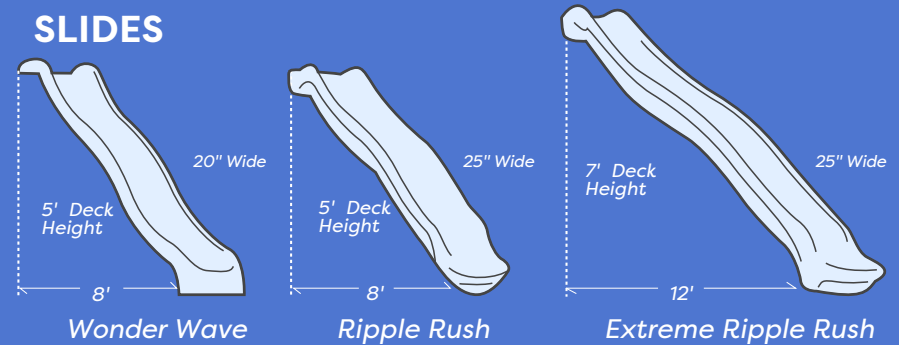
- Swing hangers are mounted on beam approximately 18" apart
- NOTE FOR GLIDER: On a single beam, put the glider adapter in the first position next to the tower.



NOTE: Do not mount accessory arms over gangplank, bridge, turbo slide or where the swing beam fastens.

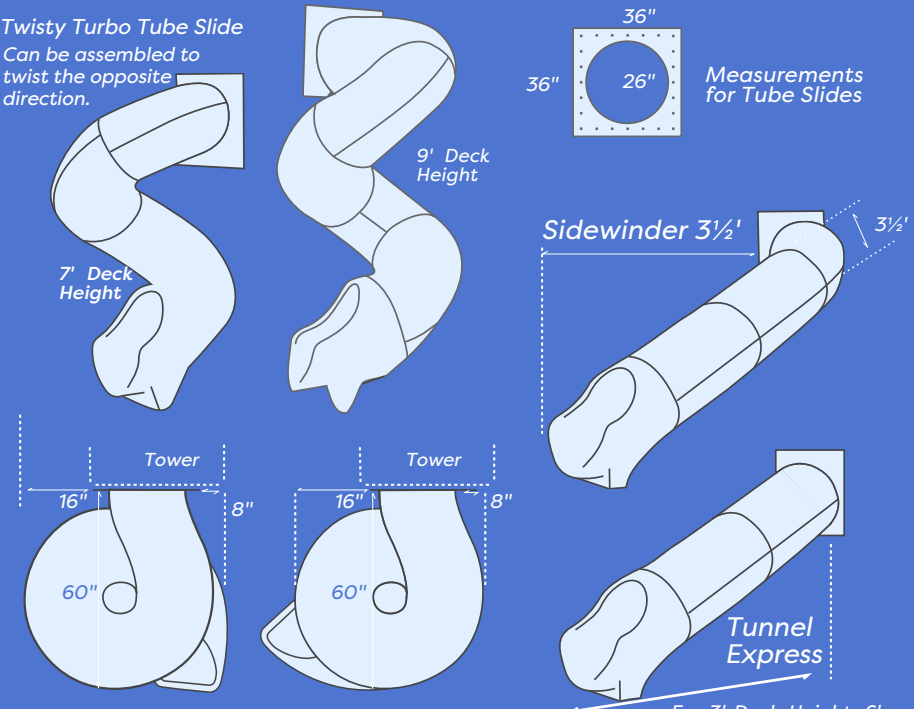
# PARTS DIMENSIONS

## SLIDES



## TUBE SLIDES

Twisty Turbo Tube Slide  
Can be assembled to twist the opposite direction.



NOTE: You will need the step and slide adapter to mount a twisty turbo, extreme ripple rush slide on any 5 ft. deck.

NOTE: The tube slide comes past the tower. You do not want to put swings on this side of tower unless you do not hang a swing on the first position.

For 3' Deck Height, 6'  
For 5' Deck Height, 9'  
For 7' Deck Height, 12'  
For 9' Deck Height, 15'








# THE WAY TO PLAY!

# Y TO PLAY!



A map of the United States with state boundaries outlined in white. Yellow bird icons are placed in various states, primarily concentrated in the eastern half of the country. The background is a dark blue image of a park with a gazebo and trees.

